

ACCOUNT SUMMARY

Annual Usage (kWh)	Total Cap Tag (kW)	Total # of Accounts
15,137,472	1,911	1

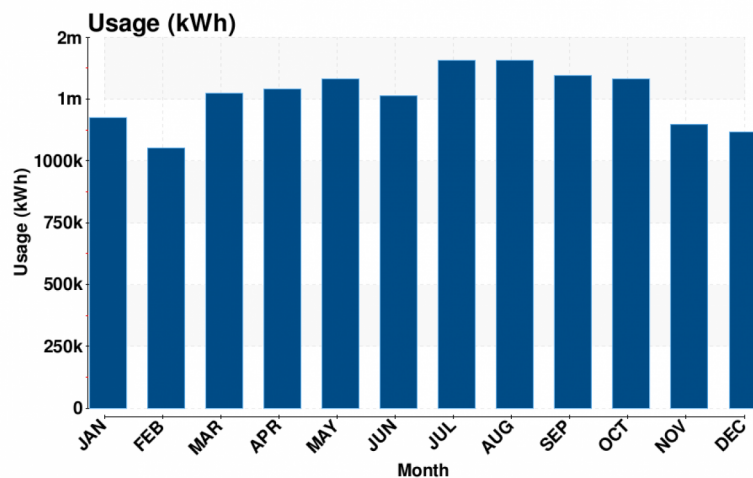
PRICED ACCOUNTS

#	Account	Service Address	Utility	Rate Class	Read Cycle	Last Read	Cap Tag (kW)	Cap End	Jan (kWh)	Feb (kWh)	Mar (kWh)	Apr (kWh)	May (kWh)	Jun (kWh)	Jul (kWh)	Aug (kWh)	Sep (kWh)	Oct (kWh)	Nov (kWh)	Dec (kWh)	Total (kWh)
1	ACCOUNT	ADDRESS	UTILITY	RATE	20	7/31/23	1,911.335	5/31/24	1,173,648	1,051,344	1,274,784	1,291,248	1,331,232	1,263,024	1,406,496	1,406,496	1,345,344	1,331,232	1,147,776	1,114,848	15,137,472
Total Usage									1,173,648	1,051,344	1,274,784	1,291,248	1,331,232	1,263,024	1,406,496	1,406,496	1,345,344	1,331,232	1,147,776	1,114,848	15,137,472

ACCOUNT NOTES

Note

kWh, kW and Cap Tag usage data are based on available usage history.





LATEST CONTRACT

Supplier	Product	Description	Pass-Through	Term	Start Date	End Date	Signed Date	Price (\$/kWh)	Annual Cost (\$/Year)
SUPPLIER A	Pass-Through	Fixed	FCM	24	11/01/2021	11/01/2023	10/07/2021	0.10026	1,517,683

BIDS RECEIVED

Bid #	Supplier	Product	Description	Pass Through	Regulatory Pass Through	Term	Bill Type	Price (\$/kWh)	Annual Cost (\$/Year)	Vs. Latest Contract (\$/Year)	Credit
1	SUPPLIER A	All Inclusive	Fixed			12	Utility	0.1136	1,719,617		Approved
2	SUPPLIER B	All Inclusive	Fixed			12	Utility	0.11449	1,733,089		Approved
3	SUPPLIER C	All Inclusive	Fixed			12	Utility	0.1434	2,170,713		Approved
4	SUPPLIER A	All Inclusive	Fixed			24	Utility	0.1141	1,727,186		Approved
5	SUPPLIER B	All Inclusive	Fixed			24	Utility	0.11662	1,765,332		Approved
6	SUPPLIER C	All Inclusive	Fixed			24	Utility	0.1463	2,214,612		Approved
7	SUPPLIER A	All Inclusive	Fixed			36	Utility	0.112	1,695,397		Approved
8	SUPPLIER B	All Inclusive	Fixed			36	Utility	0.11335	1,715,832		Approved
9	SUPPLIER C	All Inclusive	Fixed			36	Utility	0.1449	2,193,420		Approved
10	SUPPLIER A	All Inclusive	Fixed			48	Utility	0.1102	1,668,149		Approved
11	SUPPLIER B	All Inclusive	Fixed			48	Utility	0.11102	1,680,562		Approved
12	SUPPLIER C	All Inclusive	Fixed			48	Utility	0.1433	2,169,200		Approved
13	SUPPLIER D	Pass-Through	Fixed	FCM		12	Dual	0.10256	1,552,499	34,816	Approved
14	SUPPLIER B	Pass-Through	Fixed	FCM		12	Dual	0.10334	1,564,306	46,623	Approved
15	SUPPLIER A	Pass-Through	Fixed	FCM		12	Dual	0.10631	1,609,265	91,582	Approved
16	SUPPLIER E	Pass-Through	Fixed	FCM		12	Dual	0.10702	1,620,012	102,329	Approved
17	SUPPLIER F	Pass-Through	Fixed	FCM		12	Dual	0.11156	1,688,736	171,053	Approved
18	SUPPLIER D	Pass-Through	Fixed	FCM		24	Dual	0.10487	1,587,467	69,784	Approved



Electricity Bid Analysis for SAMPLE CLIENT

Contract Start: Nov 1, 2023

08/08/2023

Bid #	Supplier	Product	Description	Pass Through	Regulatory Pass Through	Term	Bill Type	Price (\$/kWh)	Annual Cost (\$/Year)	Vs. Latest Contract (\$/Year)	Credit
19	SUPPLIER B	Pass-Through	Fixed	FCM		24	Dual	0.10505	1,590,191	72,508	Approved
20	SUPPLIER A	Pass-Through	Fixed	FCM		24	Dual	0.10698	1,619,407	101,724	Approved
21	SUPPLIER E	Pass-Through	Fixed	FCM		24	Dual	0.10757	1,628,338	110,655	Approved
22	SUPPLIER F	Pass-Through	Fixed	FCM		24	Dual	0.11214	1,697,516	179,833	Approved
23	SUPPLIER B	Pass-Through	Fixed	FCM		36	Dual	0.10235	1,549,320	31,637	Approved
24	SUPPLIER D	Pass-Through	Fixed	FCM		36	Dual	0.10317	1,561,733	44,050	Approved
25	SUPPLIER A	Pass-Through	Fixed	FCM		36	Dual	0.1052	1,592,462	74,779	Approved
26	SUPPLIER E	Pass-Through	Fixed	FCM		36	Dual	0.10612	1,606,389	88,706	Approved
27	SUPPLIER F	Pass-Through	Fixed	FCM		36	Dual	0.10934	1,655,131	137,448	Approved
28	SUPPLIER B	Pass-Through	Fixed	FCM		48	Dual	0.10018	1,516,472	(1,211)	Approved
29	SUPPLIER D	Pass-Through	Fixed	FCM		48	Dual	0.10113	1,530,853	13,170	Approved
30	SUPPLIER A	Pass-Through	Fixed	FCM		48	Dual	0.10315	1,561,430	43,747	Approved
31	SUPPLIER E	Pass-Through	Fixed	FCM		48	Dual	0.10529	1,593,824	76,141	Approved
32	SUPPLIER F	Pass-Through	Fixed	FCM		48	Dual	0.10695	1,618,953	101,270	Approved
33	SUPPLIER E	FSC Rate Adjustable	Fixed			12	Utility	0.11445	1,732,484		Approved
34	SUPPLIER D	FSC Rate Adjustable	Fixed			12	Utility	0.11463	1,735,208		Approved
35	SUPPLIER F	FSC Rate Adjustable	Fixed			12	Utility	0.1188	1,798,332		Approved
36	SUPPLIER E	FSC Rate Adjustable	Fixed			24	Utility	0.11481	1,737,933		Approved
37	SUPPLIER D	FSC Rate Adjustable	Fixed			24	Utility	0.11512	1,742,626		Approved
38	SUPPLIER F	FSC Rate Adjustable	Fixed			24	Utility	0.11931	1,806,052		Approved
39	SUPPLIER D	FSC Rate Adjustable	Fixed			36	Utility	0.11238	1,701,149		Approved
40	SUPPLIER E	FSC Rate Adjustable	Fixed			36	Utility	0.11295	1,709,777		Approved
41	SUPPLIER F	FSC Rate Adjustable	Fixed			36	Utility	0.11622	1,759,277		Approved

EL_SAMPLE CLIENT

Confidential

competitive-energy.com

ACCOUNT MANAGER: Zack Hallock

EMAIL: zhallock@competitive-energy.com

Page 3 of 7

Bid #	Supplier	Product	Description	Pass Through	Regulatory Pass Through	Term	Bill Type	Price (\$/kWh)	Annual Cost (\$/Year)	Vs. Latest Contract (\$/Year)	Credit
42	SUPPLIER D	FSC Rate Adjustable	Fixed			48	Utility	0.1098	1,662,094		Approved
43	SUPPLIER E	FSC Rate Adjustable	Fixed			48	Utility	0.11279	1,707,355		Approved
44	SUPPLIER F	FSC Rate Adjustable	Fixed			48	Utility	0.11377	1,722,190		Approved

PASS THROUGH KEY: FCM = Forward Capacity Market, LFR = Locational Forward Reserve, RMR = Reliability Must Run, ANC = Ancillary Charges, LOS = Losses

REGULATORY PASS THROUGH KEY: RPS = Renewable, FSC = Fuel Security Cost, CES = Clean Energy Standard, CPS = Clean Peak Standard

"All Inclusive" means the price includes all components of what constitutes electricity.

"Pass Through" means the price includes all components of what constitutes electricity, except those components listed as pass through.

"Fixed" prices may be subject to adjustments per the terms of the supplier contract, including for such things as material changes, usage outside bandwidth limitations or change in law.

ALL PRICING IS SUBJECT TO SUPPLIER CONTRACT TERMS AND CONDITIONS.

SUPPLIER NOTES

Supplier	Note
SUPPLIER B	Fuel Security - Mystic: Included Fuel Security - Inventoried: Included Clean Peak Energy Standard: Included Clean Energy Standard Expansion (CES-E): Included Bandwidth: Unlimited
SUPPLIER F	FSC Rate Adjustable: Fuel Security Mystic (FSC1) & Inventoried Energy (FSC2) are included at known costs; both subject to bilateral adjustment.
SUPPLIER A	Reminder of our new Capacity Language we have available to use, re-emphasizing the security of our Fixed Price that does not adjust/true-up/reconcile future changes for Capacity: Tags/Rates/Reserve Margins. Fixed is fixed on those and has even stronger value the longer the term. <ul style="list-style-type: none"> • No Capacity True Ups (on Tag/Rate/Reserve Margins) • Unlimited Bandwidth/No MAC • Pricing includes all retail components including: • Cost of Service (Fuel Security 1) & • Inventoried Energy Program (Fuel Security 2) • CES • CES-E • Clean Peak
SUPPLIER C	Fixed- single bill; PT Products – dual 25% swing Fuel Security-Mystic (FSC1) is included
SUPPLIER E	FSC Rate Adjustable: Fuel Security Mystic (FSC1) & Inventoried Energy (FSC2) are included at known costs; both subject to increase adjustment if actual costs come in higher than the included cost.

Supplier	Note
SUPPLIER D	<p>Fuel Security RMR (Mystic) (FIXED ALL-IN RATE READY ONLY): The Contract Price includes costs associated with Fuel security RMR; provided, however, Seller shall true-up this cost bilaterally based on actual settled amount. – FUEL SECURITY RMR is included (price adjust) in the Fixed All In</p> <p>Fuel Security RMR (Mystic) (ANY DUAL BILLED PRODUCT): PASS THRU ONLY - NOT INCLUDED IN CAP PT PRODUCT</p> <p>Pricing Notes:</p> <ul style="list-style-type: none"> • Capacity costs are fixed – no ability to true-up based on change in tags/rate/reserves. • 25% Material Adverse Change • 5% Add/Delete • SREC I/II/III Expansion costs are fixed for the term • Clean Energy Standard (CES) & Expansion (CES-E) costs are fixed for the term • Clean Peak Standard (CPS) costs are included • Inventoried Energy Program costs are fixed

FORWARD CAPACITY COMPONENT ESTIMATES (\$/KWH)

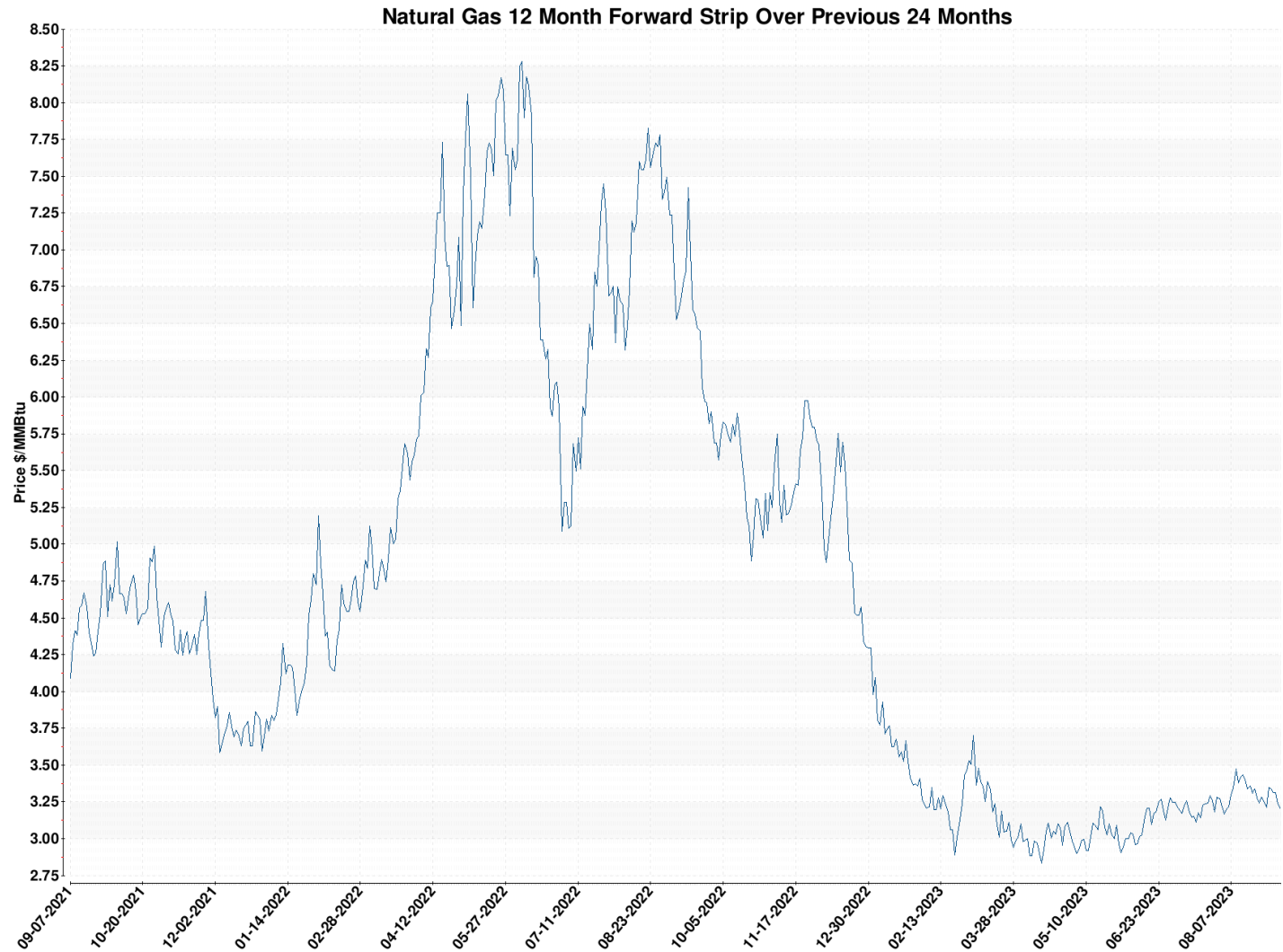
Supplier	12 Month	24 Month	36 Month	48 Month
SUPPLIER A	0.00729	0.00712	0.00680	0.00705
SUPPLIER B	0.01115	0.01157	0.01100	0.01084
Average	0.00922	0.00934	0.00890	0.00895

Forward Capacity Component Estimates are the difference between each supplier's All Inclusive and Pass-Through bids by term. They should not be used for projecting costs.

NATURAL GAS FUTURES

Contract Month	Price \$/MMBtu
11-2023	2.943

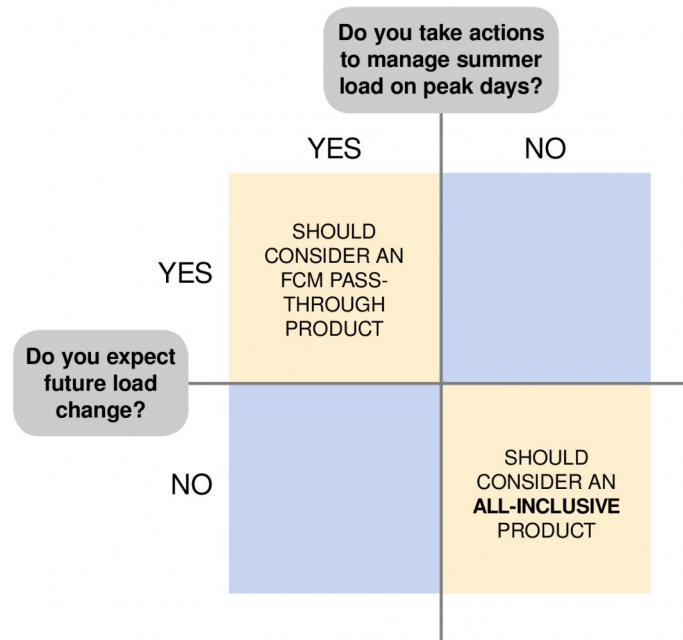
Natural gas futures are useful to monitor for both natural gas and electricity consumers because they drive electricity pricing in many U.S. markets including New England, Texas and, to a lesser extent, New York and the Mid-Atlantic.



FCM CONSIDERATIONS

FCM refers to the **Forward Capacity Market** and the charge(s) for generation capacity levied by the ISO on all suppliers serving load. This charge is then passed along to their customers.

WHICH PRODUCT IS RIGHT FOR ME?



CES RECOMMENDS

1. If you are concerned about meeting specific budget targets and do not like variance, then you should choose the **All-Inclusive** product.
2. If budget certainty is less important, then you should consider the chart to the left.
3. If you answered YES/YES to both questions, then you should consider the **FCM Pass-Through** product.
4. If you answered NO/NO to both questions, then an **All-Inclusive** product is a better option.
5. If you answered YES/NO, or have questions about FCM, call your CES representative at **866.408.4591**.