



# NETSUITE MANUFACTURING EXECUTION

Enabling a Paperless Environment

NetSuite Advanced Manufacturing delivers a single integrated cloud solution that replaces the disconnected systems that are used by manufacturers today. It offers comprehensive functionality and is specifically designed to help manufacturers of all sizes reduce operating costs, increase revenue and better manage their business and supply chain processes overall.

## Key Benefits

- Easy-to-use but powerful functionality increases user satisfaction and increases data accuracy.
- Real-time updates from manufacturing enabling you to make educated decisions that affect your business operations.
- User configurable tablet application allows the user to optimize the system on the fly.
- Native application designed from the ground up as part of Advanced Manufacturing.
- Issue materials, enter production, record downtime and identify quality issues as they happen.

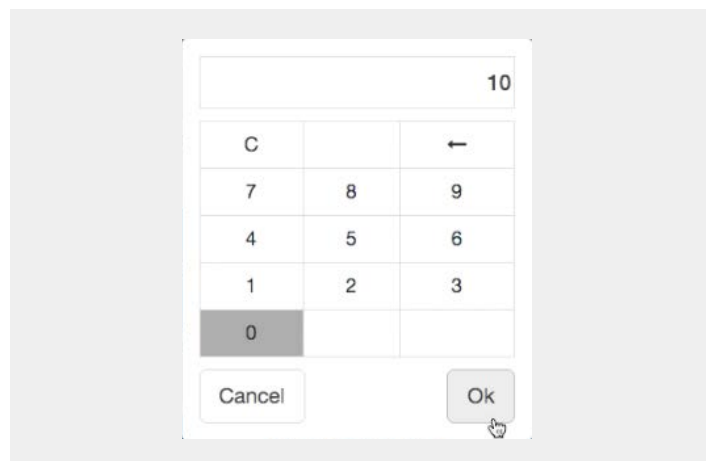
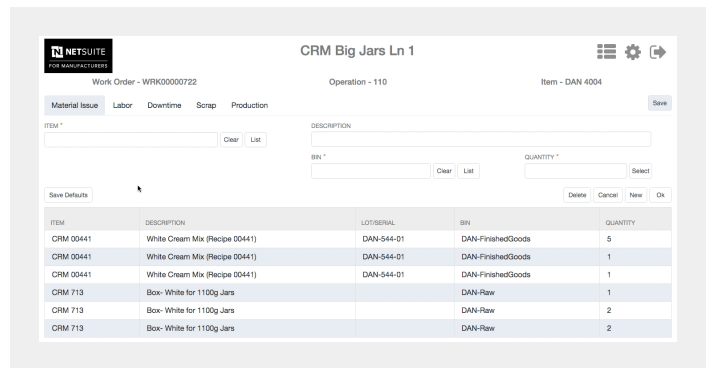
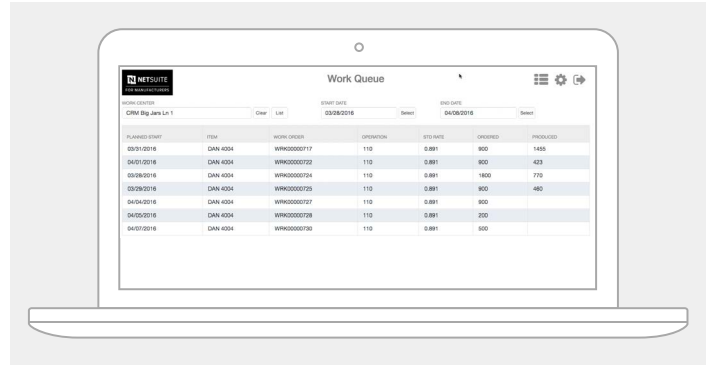
## Tablet Application

The tablet application can be deployed through the browser of any tablet and can accurately record exactly what is happening during each step of the manufacturing process. Additionally, depending on the mode the user selects it can be used either by a production supervisor recording manufacturing across multiple cells and work centers/orders or by an individual in real-time mode.

The application provides an interactive work queue showing all of the current and future operations that are scheduled through the current work center. The easy-to-use layout is specifically designed to be used in harsh manufacturing environments and can be operated while wearing gloves, etc.

When a specific work order is selected, the user is quickly taken to the work order console where they can quickly issue materials, record labor performed, enter downtime, identify scrap with reason codes and record actual production. They have the choice of gathering and entering this information as it becomes available or in real-time.

By switching to real-time, the tablet is moving into a Start/Stop mode allowing the user to update the system as the manufacturing process happens for the most accurate and up-to-date information possible. The tablet also adjusts with the current operation and work order. When the user selects Start, they can see the started and actual current time identified in familiar calculator type interface to quickly and easily record how many have



been produced. When scrap is recorded, the user is prompted with the same input display but the main screen is also updated with information about the last scrap recorded.

Downtime is something that needs to be accurately recorded and dealt with to ensure optimal efficiency in the manufacturing

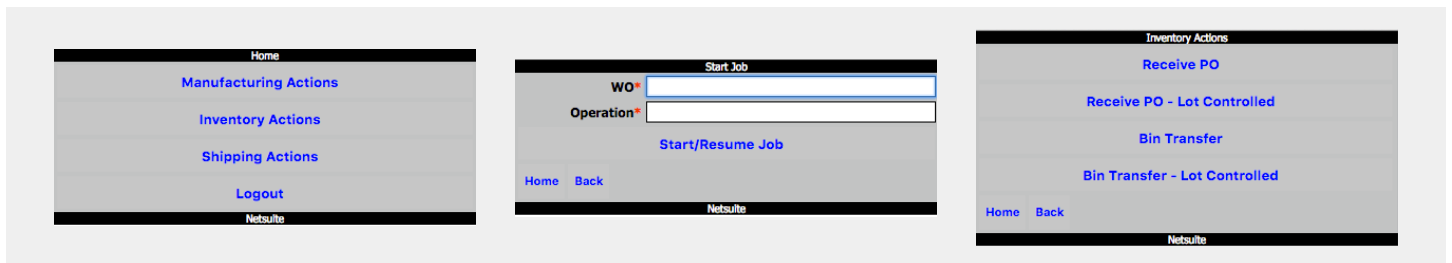


process and so when this is recorded the entire tablet display changes to highlight the current problem.

## Bar Code Scanning App

A more traditional barcode scanner is also available. In addition to recording the manufacturing information that is available in the tablet application, NetSuite's scanner capabilities also support lite WMS transactions

for: PO Receipt & Put-Away, Material Issuance, Transfer or Move as well as Pick, Pack and Ship. Additional scanner features and default behavior can be selected based on location or configuration settings, e.g. automated work order completion or material transactions.



Regardless of the method selected, NetSuite is providing your business with the most accurate and timely information possible.